


## Knife disconnect terminal block - UDMTK 5-P/P BU - 3101113

Please be informed that the data shown in this PDF Document is generated from our Online Catalog. Please find the complete data in the user's documentation. Our General Terms of Use for Downloads are valid (<http://phoenixcontact.com/download>)




Knife disconnect terminal block, With test socket screws for insertion of test plugs, nom. voltage: 400 V, nominal current: 10 A, connection method: Screw connection, cross section: 0.2 mm<sup>2</sup> - 4 mm<sup>2</sup>, AWG: 24 - 12, length: 93 mm, width: 6.2 mm, color: blue, mounting: NS 35/7,5, NS 35/15, NS 32

### Your advantages

- Space-saving design just 6.2 mm wide
- Closed housing of double-level terminal blocks
- User-friendly disconnect knife operation

### Key Commercial Data

|                                      |   |
|--------------------------------------|---|
| Packing unit                         | 1 pc  |
| GTIN                                 | <br>4 017918 092610 |
| GTIN                                 | 4017918092610   |
| Weight per Piece (excluding packing) | 31.360 g  |
| Custom tariff number                 | 85369010  |
| Country of origin                    | Turkey  |

### Technical data

#### General

|  |                   |
|--|-------------------|
| Number of levels                       | 2                 |
| Number of connections                  | 4                 |
| Nominal cross section                  | 4 mm <sup>2</sup> |
| Color                                  | blue              |
| Insulating material                    | PA                |
| Flammability rating according to UL 94 | V2                |

# Knife disconnect terminal block - UDMTK 5-P/P BU - 3101113

## Technical data

### General

|   |  |
|---|--|
| Rated surge voltage                             | 4 kV   |
| Degree of pollution                             | 3  |
| Overvoltage category                            | III  |
| Insulating material group                       | I  |
| Connection in acc. with standard                | IEC 60947-7-1  |
| Nominal current $I_N$                           | 10 A   |
| Maximum load current                            | 10 A (with 4 mm <sup>2</sup> conductor cross section)            |
| Nominal voltage $U_N$                           | 400 V  |
| Open side panel                                 | No   |
| Maximum power dissipation for nominal condition | 1.02 W (the value is multiplied when connecting multiple levels) |

### Dimensions

|                  |         |
|------------------|---------|
| Width            | 6.2 mm  |
| Length           | 93 mm   |
| Height NS 35/7,5 | 68.5 mm |
| Height NS 35/15  | 76 mm   |
| Height NS 32     | 73.5 mm |

### Connection data

|  |                      |
|--|----------------------|
| Conductor cross section solid min.   | 0.2 mm <sup>2</sup>  |
| Conductor cross section solid max.   | 4 mm <sup>2</sup>    |
| Conductor cross section flexible min.  | 0.2 mm <sup>2</sup>  |
| Conductor cross section flexible max.  | 4 mm <sup>2</sup>    |
| Conductor cross section AWG min.   | 24                   |
| Conductor cross section AWG max.   | 12                   |
| Conductor cross section flexible, with ferrule without plastic sleeve min.                             | 0.25 mm <sup>2</sup> |
| Conductor cross section flexible, with ferrule without plastic sleeve max.                             | 4 mm <sup>2</sup>    |
| Conductor cross section flexible, with ferrule with plastic sleeve min.                                | 0.25 mm <sup>2</sup> |
| Conductor cross section flexible, with ferrule with plastic sleeve max.                                | 2.5 mm <sup>2</sup>  |
| 2 conductors with same cross section, solid min.   | 0.2 mm <sup>2</sup>  |
| 2 conductors with same cross section, solid max.   | 1.5 mm <sup>2</sup>  |
| 2 conductors with same cross section, stranded min.  | 0.2 mm <sup>2</sup>  |
| 2 conductors with same cross section, stranded max.  | 1.5 mm <sup>2</sup>  |
| Two conductors with the same cross section stranded, with ferrule and without plastic sleeve, minimum  | 0.25 mm <sup>2</sup> |
| Two conductors with the same cross section stranded, with ferrule and without plastic sleeve, maximum  | 1.5 mm <sup>2</sup>  |
| Two conductors with the same cross section, flexible, with TWIN ferrules, with plastic sleeve, minimum | 0.5 mm <sup>2</sup>  |

# Knife disconnect terminal block - UDMTK 5-P/P BU - 3101113

## Technical data

### Connection data

|  |                     |
|--|---------------------|
| Two conductors with the same cross section, flexible, with TWIN ferrules, with plastic sleeve, maximum | 2.5 mm <sup>2</sup> |
| Connection method  | Screw connection    |
| Stripping length   | 8 mm                |
| Internal cylindrical gage  | A4                  |
| Screw thread   | M3                  |
| Tightening torque, min   | 0.6 Nm              |
| Tightening torque max  | 0.8 Nm              |

### Ambient conditions

|  |   |
|--|---|
| Operating temperature                    | -60 °C ... 105 °C (max. short-term operating temperature 125°C)           |
| Ambient temperature (storage/transport)  | -25 °C ... 60 °C (for a short time, not exceeding 24 h, -60 °C to +70 °C) |
| Permissible humidity (storage/transport) | 30 % ... 70 %   |
| Ambient temperature (assembly)           | -5 °C ... 70 °C   |
| Ambient temperature (actuation)          | -5 °C ... 70 °C   |

### Standards and Regulations

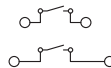
|  |               |
|--|---------------|
| Connection in acc. with standard       | IEC 60947-7-1 |
|  | IEC 60947-7-1 |
| Flammability rating according to UL 94 | V2            |

### Environmental Product Compliance

|            |   |
|------------|---|
| REACH SVHC | Lead 7439-92-1  |
| China RoHS | Environmentally Friendly Use Period = 50 years  |
|            | For details about hazardous substances go to tab "Downloads", Category "Manufacturer's declaration" |

## Drawings

### Circuit diagram



## Classifications

### eCl@ss

|               |          |
|---------------|----------|
| eCl@ss 10.0.1 | 27141126 |
| eCl@ss 11.0   | 27141126 |
| eCl@ss 4.0    | 27141100 |
| eCl@ss 4.1    | 27141100 |

# Knife disconnect terminal block - UDMTK 5-P/P BU - 3101113

## Classifications

### eCl@ss

|            |          |
|------------|----------|
| eCl@ss 5.0 | 27141100 |
| eCl@ss 5.1 | 27141100 |
| eCl@ss 6.0 | 27141100 |
| eCl@ss 7.0 | 27141126 |
| eCl@ss 9.0 | 27141126 |

### ETIM

|          |          |
|----------|----------|
| ETIM 2.0 | EC000897 |
| ETIM 3.0 | EC000897 |
| ETIM 4.0 | EC000897 |
| ETIM 6.0 | EC000902 |
| ETIM 7.0 | EC000902 |

### UNSPSC

|               |          |
|---------------|----------|
| UNSPSC 6.01   | 30211811 |
| UNSPSC 7.0901 | 39121410 |
| UNSPSC 11     | 39121410 |
| UNSPSC 12.01  | 39121410 |
| UNSPSC 13.2   | 39121410 |
| UNSPSC 18.0   | 39121410 |
| UNSPSC 19.0   | 39121410 |
| UNSPSC 20.0   | 39121410 |
| UNSPSC 21.0   | 39121410 |

## Approvals

### Approvals

---

#### Approvals

CSA / UL Recognized / cUL Recognized / EAC / cULus Recognized

---


#### Ex Approvals


---


### Approval details


# Knife disconnect terminal block - UDMTK 5-P/P BU - 3101113


## Approvals

|                            |   |   |       |
|----------------------------|---|---|-------|
| CSA                        |  | <a href="http://www.csagroup.org/services-industries/product-listing/">http://www.csagroup.org/services-industries/product-listing/</a> | 13631 |
| Nominal voltage UN         |   | 300 V   |       |
| Nominal current IN         |   | 15 A  |       |
| mm <sup>2</sup> /AWG/kcmil |   | 28-12   |       |

|                            |   |   |              |
|----------------------------|---|---|--------------|
| UL Recognized              |  | <a href="http://database.ul.com/cgi-bin/XYV/template/LISEXT/1FRAME/index.htm">http://database.ul.com/cgi-bin/XYV/template/LISEXT/1FRAME/index.htm</a> | FILE E 60425 |
|                            | B   | D   |              |
| Nominal voltage UN         | 300 V   | 300 V   |              |
| Nominal current IN         | 8 A   | 10 A  |              |
| mm <sup>2</sup> /AWG/kcmil | 26-12   | 26-12   |              |

|                            |   |   |              |
|----------------------------|---|---|--------------|
| cUL Recognized             |  | <a href="http://database.ul.com/cgi-bin/XYV/template/LISEXT/1FRAME/index.htm">http://database.ul.com/cgi-bin/XYV/template/LISEXT/1FRAME/index.htm</a> | FILE E 60425 |
|                            | B   | D   |              |
| Nominal voltage UN         | 300 V   | 300 V   |              |
| Nominal current IN         | 8 A   | 10 A  |              |
| mm <sup>2</sup> /AWG/kcmil | 26-12   | 26-12   |              |

|     |   |                          |
|-----|---|--------------------------|
| EAC |  | RU C-<br>DE.BL08.B.00534 |
|-----|---|--------------------------|

|                  |   |
|------------------|---|
| cULus Recognized |  |
|------------------|---|

## Accessories

Accessories

DIN rail

## Knife disconnect terminal block - UDMTK 5-P/P BU - 3101113

### Accessories

DIN rail perforated - NS 32 PERF 2000MM - 1201002



DIN rail perforated, G profile, width: 32 mm, height: 15 mm, acc. to EN 60715, material: Steel, galvanized, passivated with a thick layer, length: 2000 mm, color: silver

---

DIN rail, unperforated - NS 32 UNPERF 2000MM - 1201015



DIN rail, unperforated, G profile, width: 32 mm, height: 15 mm, acc. to EN 60715, material: Steel, galvanized, passivated with a thick layer, length: 2000 mm, color: silver

---

DIN rail perforated - NS 35/ 7,5 PERF 2000MM - 0801733



DIN rail perforated, Standard profile, width: 35 mm, height: 7.5 mm, acc. to EN 60715, material: Steel, galvanized, passivated with a thick layer, length: 2000 mm, color: silver

---

DIN rail, unperforated - NS 35/ 7,5 UNPERF 2000MM - 0801681



DIN rail, unperforated, Standard profile, width: 35 mm, height: 7.5 mm, acc. to EN 60715, material: Steel, galvanized, passivated with a thick layer, length: 2000 mm, color: silver

---

DIN rail perforated - NS 35/ 7,5 WH PERF 2000MM - 1204119



DIN rail perforated, Standard profile, width: 35 mm, height: 7.5 mm, acc. to EN 60715, material: Steel, Galvanized, white passivated, length: 2000 mm, color: silver

---

## Knife disconnect terminal block - UDMTK 5-P/P BU - 3101113

### Accessories

DIN rail, unperforated - NS 35/ 7,5 WH UNPERF 2000MM - 1204122



DIN rail, unperforated, Standard profile, width: 35 mm, height: 7.5 mm, acc. to EN 60715, material: Steel, Galvanized, white passivated, length: 2000 mm, color: silver

DIN rail, unperforated - NS 35/ 7,5 AL UNPERF 2000MM - 0801704



DIN rail, unperforated, Standard profile, width: 35 mm, height: 7.5 mm, acc. to EN 60715, material: Aluminum, uncoated, length: 2000 mm, color: silver

DIN rail perforated - NS 35/ 7,5 ZN PERF 2000MM - 1206421



DIN rail perforated, Standard profile, width: 35 mm, height: 7.5 mm, acc. to EN 60715, material: Steel, galvanized, length: 2000 mm, color: silver

DIN rail, unperforated - NS 35/ 7,5 ZN UNPERF 2000MM - 1206434



DIN rail, unperforated, Standard profile, width: 35 mm, height: 7.5 mm, acc. to EN 60715, material: Steel, galvanized, length: 2000 mm, color: silver

DIN rail, unperforated - NS 35/ 7,5 CU UNPERF 2000MM - 0801762



DIN rail, unperforated, Standard profile, width: 35 mm, height: 7.5 mm, acc. to EN 60715, material: Copper, uncoated, length: 2000 mm, color: copper-colored

## Knife disconnect terminal block - UDMTK 5-P/P BU - 3101113

### Accessories

End cap - NS 35/ 7,5 CAP - 1206560

DIN rail end piece, for DIN rail NS 35/7.5



DIN rail perforated - NS 35/15 PERF 2000MM - 1201730



DIN rail perforated, Standard profile, width: 35 mm, height: 15 mm, similar to EN 60715, material: Steel, galvanized, passivated with a thick layer, length: 2000 mm, color: silver

DIN rail, unperforated - NS 35/15 UNPERF 2000MM - 1201714



DIN rail, unperforated, Standard profile, width: 35 mm, height: 15 mm, similar to EN 60715, material: Steel, galvanized, passivated with a thick layer, length: 2000 mm, color: silver

DIN rail perforated - NS 35/15 WH PERF 2000MM - 0806602



DIN rail perforated, Standard profile, width: 35 mm, height: 15 mm, similar to EN 60715, material: Steel, Galvanized, white passivated, length: 2000 mm, color: silver

DIN rail, unperforated - NS 35/15 WH UNPERF 2000MM - 1204135



DIN rail, unperforated, Standard profile, width: 35 mm, height: 15 mm, similar to EN 60715, material: Steel, Galvanized, white passivated, length: 2000 mm, color: silver

## Knife disconnect terminal block - UDMTK 5-P/P BU - 3101113

### Accessories

DIN rail, unperforated - NS 35/15 AL UNPERF 2000MM - 1201756



DIN rail, unperforated, Standard profile, width: 35 mm, height: 15 mm, similar to EN 60715, material: Aluminum, uncoated, length: 2000 mm, color: silver

---

DIN rail perforated - NS 35/15 ZN PERF 2000MM - 1206599



DIN rail perforated, Standard profile, width: 35 mm, height: 15 mm, similar to EN 60715, material: Steel, galvanized, length: 2000 mm, color: silver

---

DIN rail, unperforated - NS 35/15 ZN UNPERF 2000MM - 1206586



DIN rail, unperforated, Standard profile, width: 35 mm, height: 15 mm, similar to EN 60715, material: Steel, galvanized, length: 2000 mm, color: silver

---

DIN rail, unperforated - NS 35/15 CU UNPERF 2000MM - 1201895



DIN rail, unperforated, Standard profile, width: 35 mm, height: 15 mm, similar to EN 60715, material: Copper, uncoated, length: 2000 mm, color: copper-colored

---

End cap - NS 35/15 CAP - 1206573



DIN rail end piece, for DIN rail NS 35/15

---

## Knife disconnect terminal block - UDMTK 5-P/P BU - 3101113

### Accessories

DIN rail, unperforated - NS 35/15-2,3 UNPERF 2000MM - 1201798



DIN rail, unperforated, Standard profile 2.3 mm, width: 35 mm, height: 15 mm, acc. to EN 60715, material: Steel, galvanized, passivated with a thick layer, length: 2000 mm, color: silver

---

### End block

End clamp - CLIPFIX 35 - 3022218



Quick mounting end clamp for NS 35/7,5 DIN rail or NS 35/15 DIN rail, with marking option, width: 9.5 mm, color: gray

---

End clamp - CLIPFIX 35-5 - 3022276



Quick mounting end clamp for NS 35/7,5 DIN rail or NS 35/15 DIN rail, with marking option, with parking option for FBS...5, FBS...6, KSS 5, KSS 6, width: 5.15 mm, color: gray

---

End clamp - E/NS 35 N - 0800886



End clamp, width: 9.5 mm, color: gray

---

End clamp - E/UK - 1201442



End clamp, width: 9.5 mm, height: 35.3 mm, material: PA, length: 50.5 mm, Mounting on a DIN rail NS 32 or NS 35, color: gray

## Knife disconnect terminal block - UDMTK 5-P/P BU - 3101113

### Accessories

End clamp - E/UK 1 - 1201413



End clamps, for supporting the ends of double-level and three-level terminal blocks, width: 10 mm, color: gray

---

### Labeled terminal marker

Zack marker strip - ZB 6 CUS - 0824992



Zack marker strip, can be ordered: Strip, white, labeled according to customer specifications, mounting type: snap into tall marker groove, for terminal block width: 6.2 mm, lettering field size: 6.15 x 10.5 mm, Number of individual labels: 10

---

Zack marker strip - ZB 6,LGS:FORTL.ZAHLEN - 1051016



Zack marker strip, Strip, white, labeled, can be labeled with: CMS-P1-PLOTTER, printed horizontally: consecutive numbers 1 ... 10, 11 ... 20, etc. up to 491 ... 500, mounting type: snap into tall marker groove, for terminal block width: 6.2 mm, lettering field size: 6.15 x 10.5 mm, Number of individual labels: 10

---

Zack marker strip - ZB 6,QR:FORTL.ZAHLEN - 1051029



Zack marker strip, Strip, white, labeled, can be labeled with: CMS-P1-PLOTTER, Printed vertically: consecutive numbers 1 ... 10, 11 ... 20, etc. up to 491 ... 500, mounting type: snap into tall marker groove, for terminal block width: 6.2 mm, lettering field size: 6.15 x 10.5 mm, Number of individual labels: 10

---

Zack marker strip - ZB 6,LGS:GLEICHE ZAHLEN - 1051032



Zack marker strip, Strip, white, labeled, can be labeled with: CMS-P1-PLOTTER, printed horizontally: Identical numbers 1 or 2, etc. up to 100, mounting type: snap into tall marker groove, for terminal block width: 6.2 mm, lettering field size: 6.15 x 10.5 mm, Number of individual labels: 10

## Knife disconnect terminal block - UDMTK 5-P/P BU - 3101113

### Accessories

#### Marker for terminal blocks - ZB 6,LGS:L1-N,PE - 1051414



Marker for terminal blocks. Strip, white, labeled, can be labeled with: CMS-P1-PLOTTER, horizontal: L1, L2, L3, N, PE, L1, L2, L3, N, PE, mounting type: snap into tall marker groove, for terminal block width: 6.2 mm, lettering field size: 6.15 x 10.5 mm, Number of individual labels: 10

#### Marker for terminal blocks - ZB 6,LGS:U-N - 1051430



Marker for terminal blocks, Strip, white, labeled, can be labeled with: CMS-P1-PLOTTER, printed horizontally: U, V, W, N, GND, U, V, W, N, GND, mounting type: snap into tall marker groove, for terminal block width: 6.2 mm, lettering field size: 6.15 x 10.5 mm, Number of individual labels: 10

#### Marker for terminal blocks - UC-TM 6 CUS - 0824589



Marker for terminal blocks, can be ordered: by sheet, white, labeled according to customer specifications, mounting type: snap into tall marker groove, for terminal block width: 6.2 mm, lettering field size: 5.6 x 10.5 mm, Number of individual labels: 80

#### Marker for terminal blocks - UCT-TM 6 CUS - 0829602



Marker for terminal blocks, can be ordered: by sheet, white, labeled according to customer specifications, mounting type: snap into tall marker groove, for terminal block width: 6.2 mm, lettering field size: 5.6 x 10.5 mm, Number of individual labels: 60

### Partition plate

#### Separating plate - TP-UDMTK 5 - 3100266



Separating plate, length: 103 mm, width: 2 mm, height: 70.1 mm, color: gray

## Knife disconnect terminal block - UDMTK 5-P/P BU - 3101113

### Accessories

#### Screwdriver tools

Screwdriver - SZG 0,6X3,5 VDE - 1205121



Screwdriver, slot-headed, graded, for test socket screws, size: 0.6 x 3.5 x 100 mm, 2-component grip, with non-slip grip

---

#### Terminal marking

Marker card - SBS 6:UNBEDRUCKT - 1007222



Marker card, Card, white, unlabeled, can be labeled with: Marker pen, mounting type: snap into tall marker groove, snap into flat marker groove, for terminal block width: 6 mm, lettering field size: 6 x 6.1 mm, Number of individual labels: 250

---

Zack marker strip - ZB 6:UNBEDRUCKT - 1051003



Zack marker strip, Strip, white, unlabeled, can be labeled with: PLOTMARK, CMS-P1-PLOTTER, mounting type: snap into tall marker groove, for terminal block width: 6.2 mm, lettering field size: 6.15 x 10.5 mm, Number of individual labels: 10

---

Marker for terminal blocks - UC-TM 6 - 0818085



Marker for terminal blocks, Sheet, white, unlabeled, can be labeled with: BLUEMARK ID COLOR, BLUEMARK ID, BLUEMARK CLED, PLOTMARK, CMS-P1-PLOTTER, mounting type: snap into tall marker groove, for terminal block width: 6.2 mm, lettering field size: 5.6 x 10.5 mm, Number of individual labels: 80

---

Marker for terminal blocks - UCT-TM 6 - 0828736



Marker for terminal blocks, Sheet, white, unlabeled, can be labeled with: TOPMARK NEO, TOPMARK LASER, BLUEMARK ID COLOR, BLUEMARK ID, BLUEMARK CLED, THERMOMARK PRIME, THERMOMARK CARD 2.0, THERMOMARK CARD, mounting type: snap into tall marker groove, for terminal block width: 6.2 mm, lettering field size: 5.6 x 10.5 mm, Number of individual labels: 60

# Knife disconnect terminal block - UDMTK 5-P/P BU - 3101113

## Accessories

---

---

Phoenix Contact 2021 © - all rights reserved  
<http://www.phoenixcontact.com>